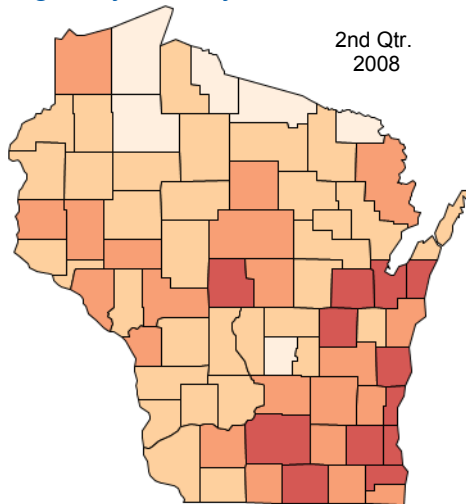
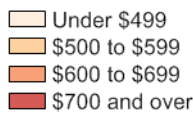


Wisconsin Average Weekly Wages by County

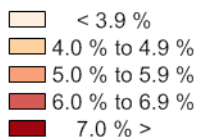
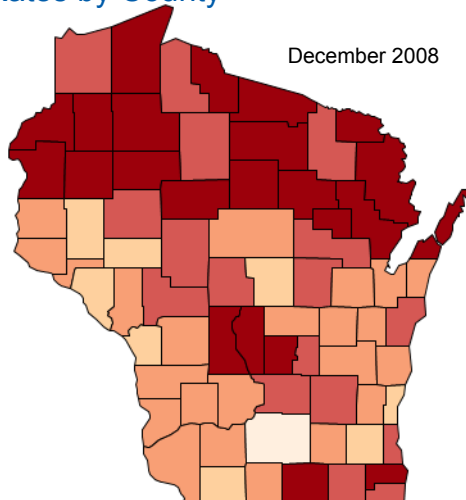


Wisconsin Average Weekly Wage: \$730



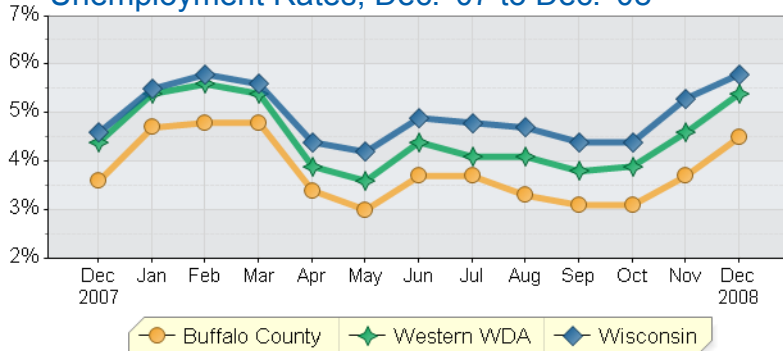
Source:
DWD, LMI, QCEW

Wisconsin Unemployment Rates by County



Source:
DWD, LMI, LAUS

Unemployment Rates, Dec. '07 to Dec. '08



Buffalo

County Snapshot

2007 Pop. - 13,812

Released January 30, 2009

County Employment Overview - 2nd Qtr. 2008

Below are the county's most common occupations based upon their employment. Under each occupation are the industries that, based on statewide employer staffing patterns, (estimated total number of jobs), employ the most people in the occupation. Next to each industry is the largest county employer that may employ people in that occupation. (Note: An * before an employer's name indicates that the employer has multiple locations or is counted in multiple industries but chose not to break out this information.)

1 Heavy/Tractor-Trailer Truck Drivers

INDUSTRIES	LARGEST EMPLOYERS IN INDUSTRY	# OF EMPLOYEES
General Freight Trucking Long Distance TL	Marten Transport, Ltd.	1,000+
Farm Supplies Merch Whls	Countryside Coop	20-49
Other Specialized Trucking Local	Neitzel Trucking	10-19

2 Cashiers

Supermarkets & Other Grocery Stores	Mondovi Super Valu	20-49
Gasoline Stations with Convenience Stores	Kwik Trip	20-49
Pharmacies & Drug Stores	Mahlums Pharmacy	10-19
Meat Markets	Gunderson Foods LLC	10-19
Limited Service Restaurants	Subway	10-19

3 Hand Material Movers

General Freight Trucking Long Distance TL	Marten Transport, Ltd.	1,000+
Temporary Help Services	Staffing Network Holding LLC	100-249
Other Individual & Family Services	Local Government	20-49

4 Wait Staff

Full Service Restaurants	Beth's Twin Bluffs Cafe Inc	20-49
Drinking Places Alcoholic Beverages	Golden Frog Saloon	20-49
Golf Courses & Country Clubs	Valley Estates LLP	10-19
Limited Service Restaurants	Subway	10-19

5 Hand Packers/Packagers

Temporary Help Services	Staffing Network Holding LLC	100-249
Cheese Mfg	Foremost Farms USA - Waumandee	20-49
Supermarkets & Other Grocery Stores	Mondovi Super Valu	20-49
Mail Order Houses	Brian's Toys Inc	20-49
Used Motor Vehicle Parts Merch Whls	Elmer's Auto Salvage	10-19

Source: DWD, LMI, QCEW Q2 2008; LMI, EDS Q2 2006; OEA, Short-Term Projections 2007-2009

Unemployment Rates

	Dec. '08	Nov. '08	Dec. '07
Buffalo County	4.5%	3.7%	3.6%
Western WDA**	5.4	4.6	4.4
Wisconsin	5.8	5.3	4.6

Employment

	Dec. '08	Nov. '08	Dec. '07
County Civilian Labor Force	9,295	9,325	9,098
# Employed	8,877	8,982	8,768
# Unemployed	418	343	330
WDA Civilian Labor Force	167,721	168,435	166,107
# Employed	158,670	160,635	158,722
# Unemployed	9,051	7,800	7,385

Source: DWD, LMI, LAUS

**Western WDA comprised of Buffalo, Trempealeau, Jackson, La Crosse, Monroe, Juneau, Vernon & Crawford Counties

Current Active JobNet Orders* - January 20, 2009



1 Occupations with the Most Job Openings based on the worksite

	OCCUPATION	# OF ESTIMATED OPENINGS	EMPLOYERS WITH MOST OPENINGS
COUNTY	Social Workers, All Other	5	Western WI Cares
	Social & Community Service Mgrs	2	Western WI Cares
	Exec. Secretaries & Admin Assistants	1	Western WI Cares
WDA	Farmworkers & Laborers	61	Foreign Labor Certification Unit
	Personal & Home Care Aides	27	Lori Knapp, Inc.; Bethany Lutheran Homes Inc; John Ottens Jr
	RNs	24	Logistics Health Inc; Olsten Staffing Services Corp; La Crosse County

2 Employers with the Most Job Openings based on the worksite

	EMPLOYER	# OF ESTIMATED OPENINGS	EMPLOYER'S MOST FREQUENT TYPES OF JOB OPENINGS
COUNTY	Western WI Cares	8	Social Workers; Social & Community Service Mgrs; Exec. Sec & Admin Assistants
WDA	Foreign Labor Certification Unit	61	Farmworkers & Laborers
	Bethany Lutheran Homes Inc	23	Nursing Aides, Orderlies, & Attendants; Personal & Home Care Aides; Janitors
	Bsa/Lb&B Joint Venture	20	Shipping/Receiving Clerks; Bus Drivers, Transit & Intercity; Stock Clerks & Order Fillers

3 JobNet Summary Statistics

	COUNTY	WDA
Total Job Openings	8	456
Employers with Openings	1	110

Unemployment Insurance Benefits

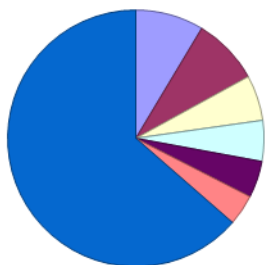
		Dec. '08	Nov. '08	Dec. '07
Initial Claims	County	296	292	242
	WDA	8,336	5,948	5,221
Continued Claims	County	1,312	775	772
	WDA	35,493	22,650	21,684

Source: Wisconsin's JobNet, January 20, 2009

*This JobNet Orders report provides the number of job openings by occupation and by company. It is a "snapshot" of information for one day in JobNet. Job orders with five (5) or fewer counties only will be retrieved and reported above. Companies listing more than five counties as worksites will not be used for the Snapshot publications.

Source: DWD, UI

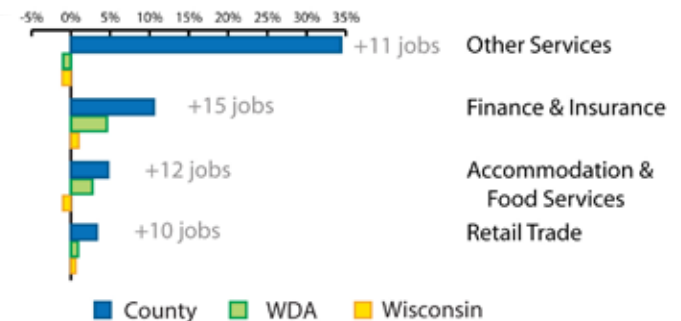
Top Employing Industries in County - 2nd Qtr. 2008



Emp #	Industry (percent)
446	Educational Services (9%)
437	Health Care & Social Assistance (8%)
298	Accommodation & Food Services (6%)
267	Manufacturing (5%)
240	Retail Trade (5%)
202	Public Administration (4%)
3,301	All Other Industries (64%)

Source: DWD, LMI, QCEW

County Industries w/ Largest Percentage Growth in Employment: 1st Qtr. 2007 - 1st Qtr. 2008



Source: U.S. Census Bureau, LED

Nonfarm Employment

	Buffalo County		State	
	December 2008 Employment	Change Since Last Month		
		#	%	%
Total Nonfarm	6,862	8	0.1 %	-1.2 %
Total Private	6,017	8	0.1	-1.2
Goods Producing	479	3	0.6	-2.8
Natural Resources and Mining and Construction	109	-1	-0.9	-9.0
Manufacturing	370	4	1.1	-1.1
Private Service Providing	5,538	5	0.1	-0.6
Trade	528	-1	-0.2	0.4
Transportation Warehousing and Utilities	3,049	24	0.8	-2.3
Financial Activities	216	5	2.4	-0.3
Educational and Health Services	481	-2	-0.4	-0.2
Leisure and Hospitality	229	-15	-6.1	-1.3
Information, Professional, Business & other Services	1,035	-6	-0.6	-1.3
Government	845	0	0.0	-1.3

Source: DWD, LMI, CES & Small County Estimates